


# ADA CABLE RAMP


Clifford Identification Number: ADA RAMP

The ADA (Americans with Disabilities Act) compliant cable ramps should be used to protect cable and provide a safe crossing point and a gentle slope for wheelchairs, carts and vehicles with small wheels. The cable ramp can be connected to standard cable ramps. The cable ramps can hold five 4/0 cables.


The ADA compliant cable ramp consists of nine pieces that must be assembled together.



The above picture shows all 9 pieces of the ADA Cable Ramp. There is a main center section, two side center sections, two approach ramps and four blue transition ramps.



To begin assembly attach the two approach ramps to the main center section.



Next assemble the two side center sections.



Finally add the four blue transition ramps. Make sure all sections are completely engaged. Standard cable ramps can then be added to the completed assembly.